

Scaled data based on original data using
LM-79-08 Approved Method: Electrical and Photometric Measurements of Solid-
State Lighting Products

Test Report Prepared for
Cooper Lighting Solutions
(formerly Eaton)

Brand: STREETWORKS

Report Number: P649296

Luminaire Tested: **GLAN-SA3D-835-U-5WQ**

Issue Date: 1/4/2021

Test Information

Test Method: LM-79-08
Report Number: P649296
TEST IS SCALED FROM IESNA LM-79-08 TEST DATA (G3-2011-042-1)
Test Lab: INNOVATION CENTER
Issue Date: 1/4/2021
Manufacturer: COOPER LIGHTING SOLUTIONS (FORMERLY EATON)
Product Line: STREETWORKS
Catalog Number: GLAN-SA3D-835-U-5WQ
Description: GALLEON AREA AND ROADWAY LUMINAIRE
(3) 80 CRI, 3500K, 1200mA LIGHTSQUARES WITH 16 LEDS EACH AND TYPE V WIDE OPTICS
Light Source: -
Ballast/Driver: ELECTRONIC DRIVER

Summary

Lumens per Lamp: N/A
Luminaire Lumens: 18925.1 lumens
Efficiency: N/A
Efficacy: 102.9 lumens/watt
Luminous Opening: Rectangular (W 1' x L: 1' x H: 0')
IES Classification: Type V - Short
BUG Rating: B5 - U0 - G3

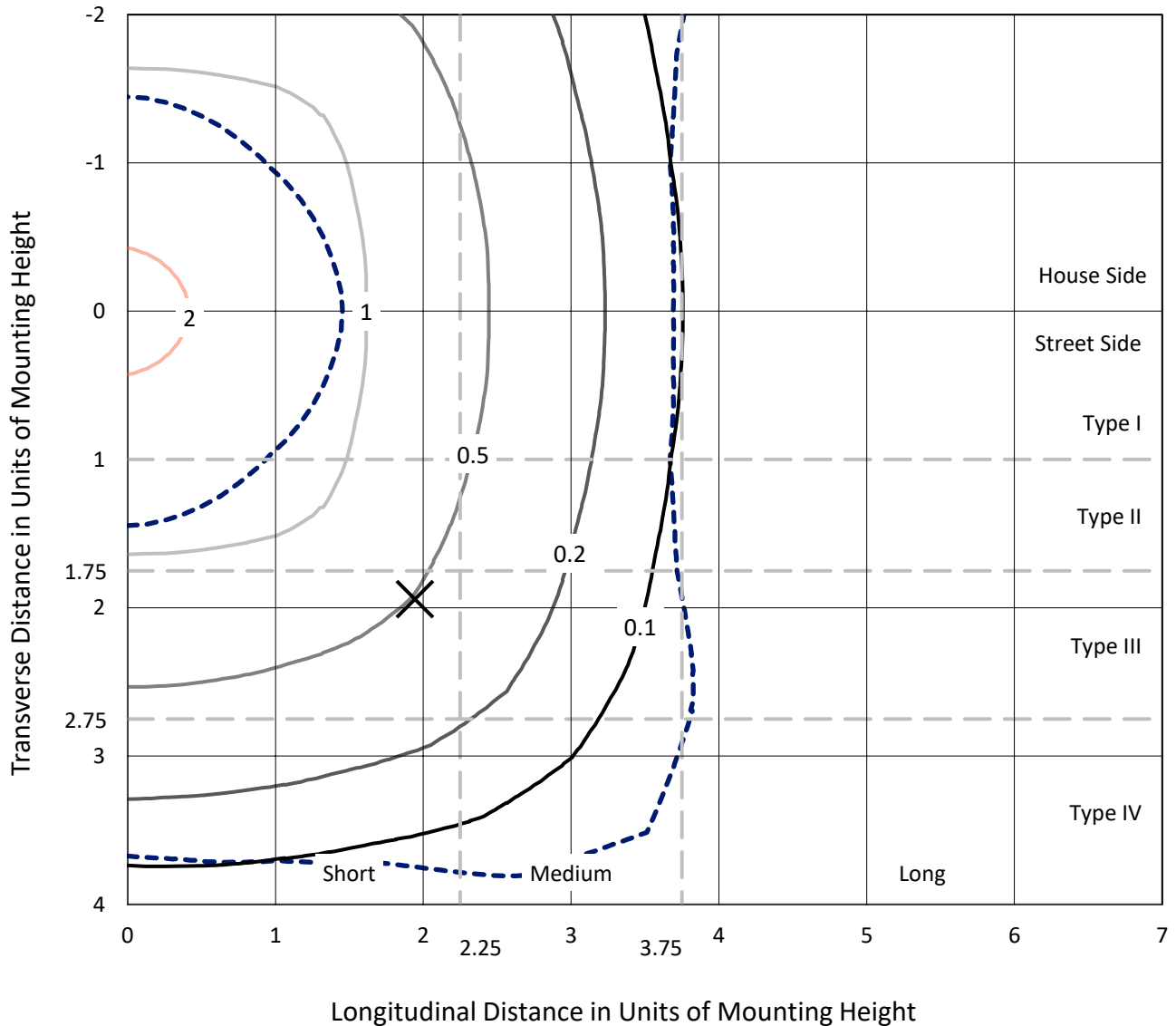
Input Watts (W): 184
Input Voltage (V): NR
Input Current (Ain): NR
Voltage Rise (V): NR
Power Factor: NR
Total Harmonic Distortion (THDi): NR
Frequency (hertz): 60
Stabilization Time: NR
Operation Time: NR
Ambient Temperature (°C): NR
Test Distance: 24 FT



REPORT NUMBER: P649296
 CATALOG NUMBER: GLAN-SA3D-835-U-5WQ

Iso-Footcandle Lines of Horizontal Illumination

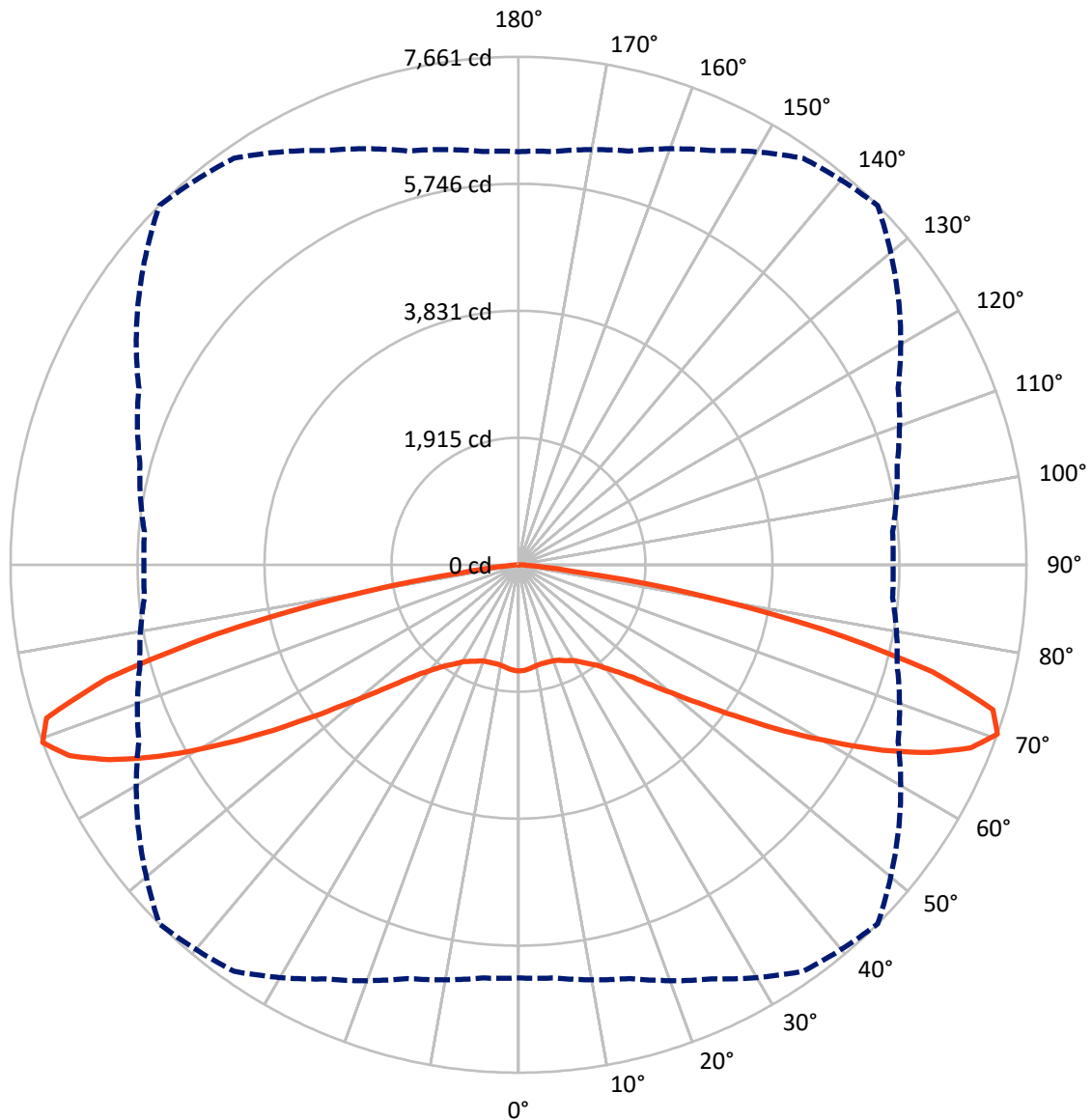
× Max cd
 - - - 1/2 Max cd



Based on 25 foot mounting height. Maximum calculated value = 2.6 fc
 Type V - Short - N/A

REPORT NUMBER: P649296
CATALOG NUMBER: GLAN-SA3D-835-U-5WQ

Luminous Intensity Polar Plot



— Vertical Plane Through 45-Deg Lateral - - - Horizontal Cone Through 70-Deg Vertical

REPORT NUMBER: P649296
 CATALOG NUMBER: GLAN-SA3D-835-U-5WQ

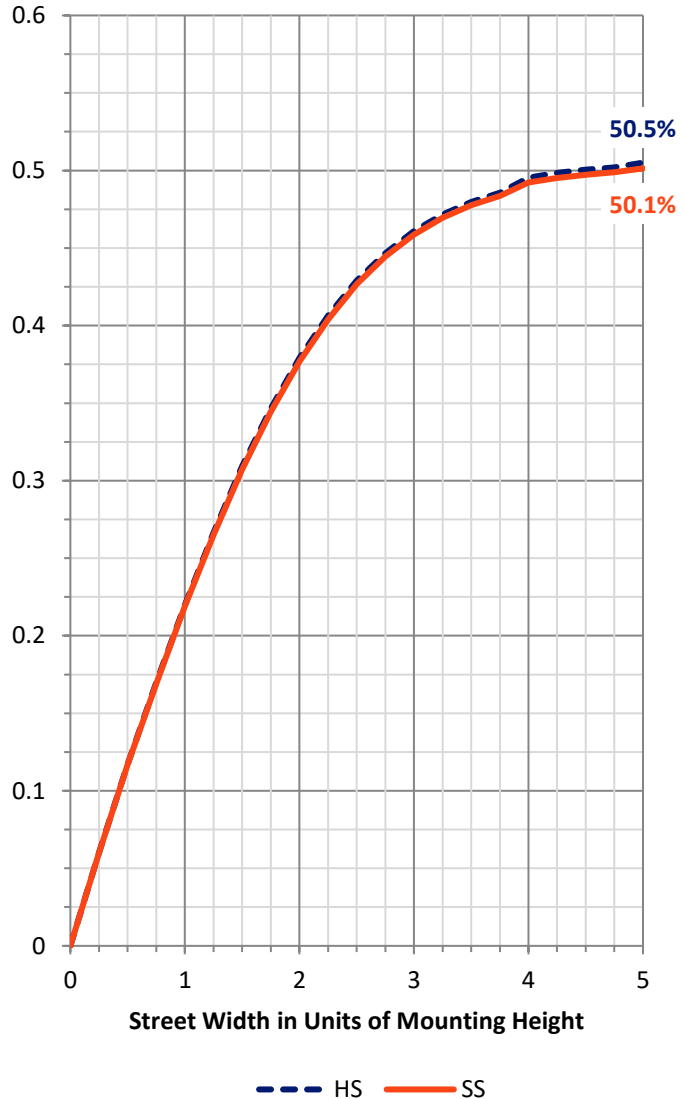
FLUX DISTRIBUTION:

		Downward	Upward	Total
House Side	Lumens	9462.6	0.0	9462.6
	% Fixture	50.0	0.0	50.0
Street Side	Lumens	9462.6	0.0	9462.6
	% Fixture	50.0	0.0	50.0
Total	Lumens	18925.1	0.0	18925.1
	% Fixture	100.0	0.0	100.0

ZONAL LUMENS:

Zone	Lumens	% Fixture
0°-10°	149.8	0.8
10°-20°	438.7	2.3
20°-30°	747.4	3.9
30°-40°	1158.4	6.1
40°-50°	1949.8	10.3
50°-60°	3547.6	18.7
60°-70°	6006.0	31.7
70°-80°	4648.9	24.6
80°-90°	278.6	1.5
90°-100°	0.0	0.0
100°-110°	0.0	0.0
110°-120°	0.0	0.0
120°-130°	0.0	0.0
130°-140°	0.0	0.0
140°-150°	0.0	0.0
150°-160°	0.0	0.0
160°-170°	0.0	0.0
170°-180°	0.0	0.0
0°-90°	18925.1	100.0
0°-180°	18925.1	100.0

Coefficient of Utilization



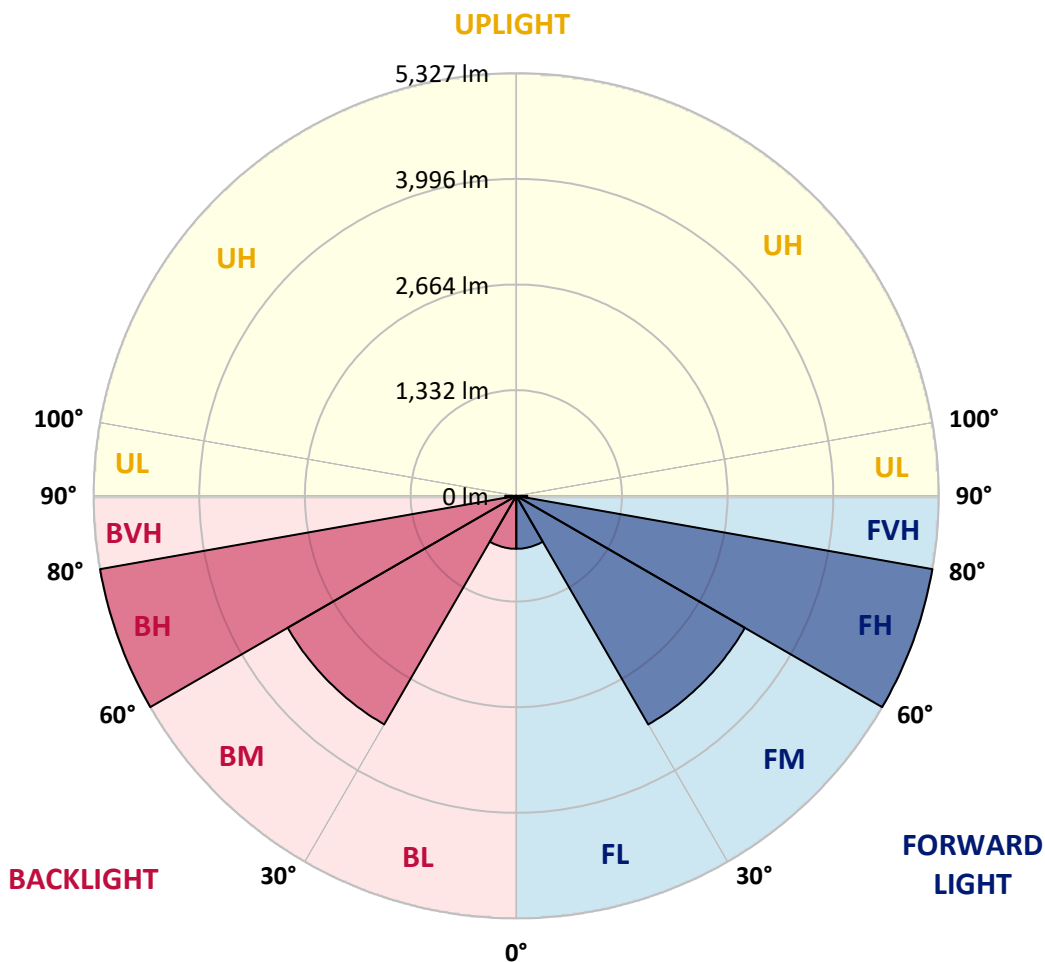
REPORT NUMBER: P649296
 CATALOG NUMBER: GLAN-SA3D-835-U-5WQ

LUMINAIRE CLASSIFICATION SYSTEM LUMEN TABLE AND BUG RATING:

Zone	Lumens	% Fixture	Zone Rating/Lumen Limit		
			B	U	G
FL (0°-30°)	667.9	3.5			
FM (30°-60°)	3327.9	17.6			
FH (60°-80°)	5327.4	28.1			G3/7500
FVH (80°-90°)	139.3	0.7			G2/225
BL (0°-30°)	667.9	3.5	B2/1000		
BM (30°-60°)	3327.9	17.6	B3/5000		
BH (60°-80°)	5327.4	28.1	B5		G3/7500
BVH (80°-90°)	139.3	0.7			G2/225
UL (90°-100°)	0.0	0.0		U0/0	
UH (100°-180°)	0.0	0.0		U0/0	

BUG Rating: B5-U0-G3

Type V Short





REPORT NUMBER: P649296
 CATALOG NUMBER: GLAN-SA3D-835-U-5WQ

CANDELA DISTRIBUTION (FULL):

	0°	5°	15°	25°	35°	45°	55°	65°	75°	85°	90°
0°	1602.3	1602.3	1602.3	1602.3	1602.3	1602.3	1602.3	1602.3	1602.3	1602.3	1602.3
2.5°	1598.3	1599.3	1599.3	1597.2	1596.2	1596.2	1595.3	1595.3	1598.3	1599.3	1600.2
5°	1584.2	1584.2	1584.2	1583.2	1581.3	1581.3	1579.2	1579.2	1580.3	1583.2	1581.3
7.5°	1565.3	1567.3	1567.3	1563.3	1560.3	1560.3	1559.3	1560.3	1561.2	1564.3	1563.3
10°	1559.3	1560.3	1555.3	1548.3	1543.3	1540.2	1541.3	1543.3	1548.3	1550.3	1551.3
12.5°	1563.3	1563.3	1554.3	1544.2	1535.3	1531.3	1530.3	1537.3	1546.3	1552.3	1554.3
15°	1568.3	1566.2	1555.3	1542.3	1533.3	1532.3	1531.3	1536.2	1549.2	1561.2	1562.2
17.5°	1571.2	1570.2	1556.3	1540.2	1535.3	1535.3	1534.3	1538.3	1552.3	1567.3	1568.3
20°	1581.3	1578.2	1562.2	1545.3	1541.3	1543.3	1540.2	1545.3	1560.3	1578.2	1582.3
22.5°	1601.2	1598.3	1582.3	1565.3	1563.3	1563.3	1562.2	1567.3	1583.2	1602.3	1605.2
25°	1625.2	1622.2	1607.3	1595.3	1597.2	1601.2	1599.3	1600.2	1613.2	1629.3	1634.2
27.5°	1657.2	1652.2	1639.2	1629.3	1635.2	1635.2	1635.2	1634.2	1642.2	1657.2	1662.2
30°	1696.2	1694.2	1680.2	1679.2	1684.2	1679.2	1679.2	1680.2	1681.2	1695.2	1700.2
32.5°	1747.2	1743.2	1736.1	1734.2	1748.2	1752.2	1738.2	1725.2	1732.2	1746.2	1749.1
35°	1831.1	1825.2	1815.2	1804.1	1815.2	1834.1	1804.1	1794.2	1812.2	1831.1	1833.2
37.5°	1945.1	1942.1	1926.1	1906.1	1905.1	1925.1	1894.1	1893.1	1927.1	1950.1	1953.1
40°	2088.0	2091.0	2071.0	2052.0	2042.1	2058.0	2034.0	2043.0	2076.0	2102.0	2100.0
42.5°	2288.9	2277.9	2247.0	2229.0	2217.9	2212.0	2205.9	2220.0	2256.9	2285.0	2306.9
45°	2523.8	2519.8	2480.9	2458.9	2434.8	2425.9	2423.9	2448.8	2493.9	2527.8	2530.8
47.5°	2789.7	2780.7	2755.7	2732.7	2723.7	2712.7	2702.8	2721.7	2766.7	2790.7	2797.7
50°	3063.6	3065.5	3065.5	3061.5	3070.5	3072.6	3045.6	3052.5	3077.6	3075.5	3073.5
52.5°	3376.4	3387.4	3439.4	3444.3	3487.3	3516.4	3467.4	3438.4	3429.4	3375.4	3379.4
55°	3744.2	3754.3	3832.2	3910.1	4026.1	4075.0	3972.2	3882.2	3818.2	3736.2	3740.2
57.5°	4203.0	4208.0	4282.0	4431.9	4615.8	4730.7	4549.9	4372.0	4242.0	4164.0	4133.1
60°	4696.7	4701.8	4809.7	4992.6	5278.5	5418.4	5194.6	4903.7	4739.7	4620.8	4628.8
62.5°	5289.5	5309.5	5406.5	5658.3	6005.1	6162.1	5865.2	5476.4	5254.5	5106.6	5112.6
65°	5924.2	5958.2	6064.1	6341.0	6660.8	6829.8	6465.9	6017.1	5741.3	5560.4	5579.3
67.5°	6336.0	6366.0	6518.9	6824.8	7223.6	7363.5	6893.8	6371.0	6026.1	5810.3	5770.2
70°	6231.0	6256.0	6459.9	6893.8	7484.5	7661.3	6995.7	6319.0	5913.2	5664.3	5648.3
72.5°	5500.4	5448.4	5746.3	6369.0	7186.6	7483.4	6674.8	5771.3	5260.5	5004.6	4974.6
75°	3645.3	3758.2	4198.0	4931.6	6080.2	6447.9	5697.3	4633.8	3991.1	3778.2	3745.2
77.5°	1218.4	1305.4	1696.2	2795.7	4145.0	4697.8	4151.1	3030.6	2144.0	1727.2	1735.2
80°	322.8	318.8	412.8	768.7	1791.2	2720.7	2085.1	1026.5	561.7	406.8	385.8
82.5°	116.0	129.9	166.9	212.9	474.8	845.6	596.7	287.8	210.9	155.9	151.0
85°	51.0	50.0	72.0	85.0	118.9	157.9	139.9	121.9	107.0	70.9	66.0
87.5°	11.0	11.0	17.0	13.0	21.0	21.0	26.0	31.0	31.9	21.0	17.0
90°	0.0	0.0	0.0	0.0	0.0	0.0	0.0	0.0	0.0	0.0	0.0

(END OF REPORT)